


### Instructions

- 1 Cut out Mim-Mim from your sheets.
- 2 Glue your Mim-Mim cut outs to your Mim-tastic toilet roll.
- 3 Attach Mim-Mim's cotton ball tail.
- 4 Have lots of fun with Mim-Mim.

### Materials


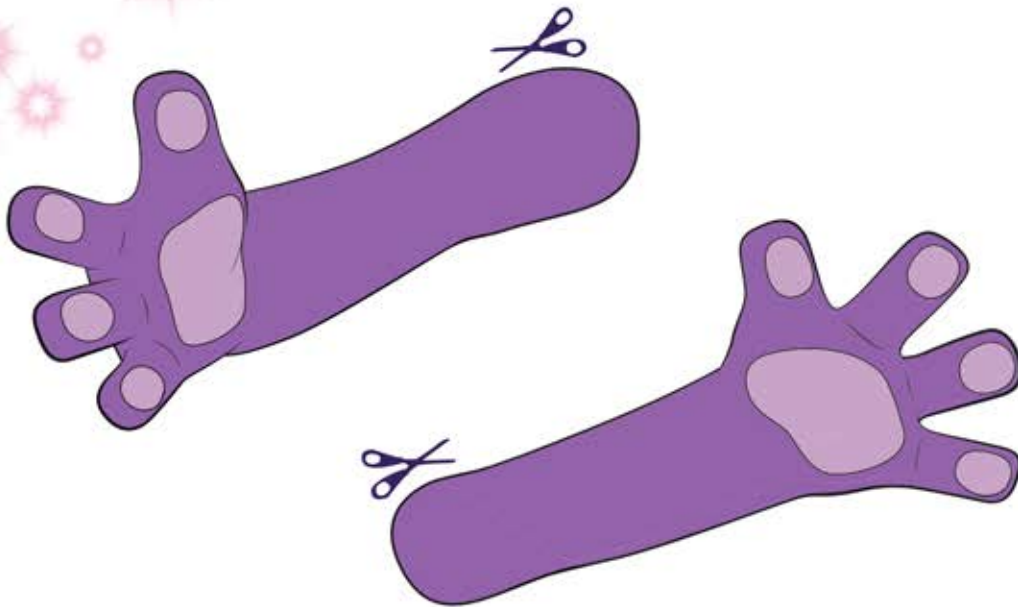
- Printed Mim-Mim Cut Outs
- Scissors
- Glue
- A cotton ball

Ask an adult to help you.





# Make your own Mim-Mim



Fold and glue together here.