

Instructions



Cut out Mim-Mim from your sheets.



Glue your Mim-Mim cut outs to your Mim-tastic toilet roll.



Attach Mim-Mim's cotton ball tail.




Put Mim-Mim on your Christmas tree for the whole family to see!

Materials


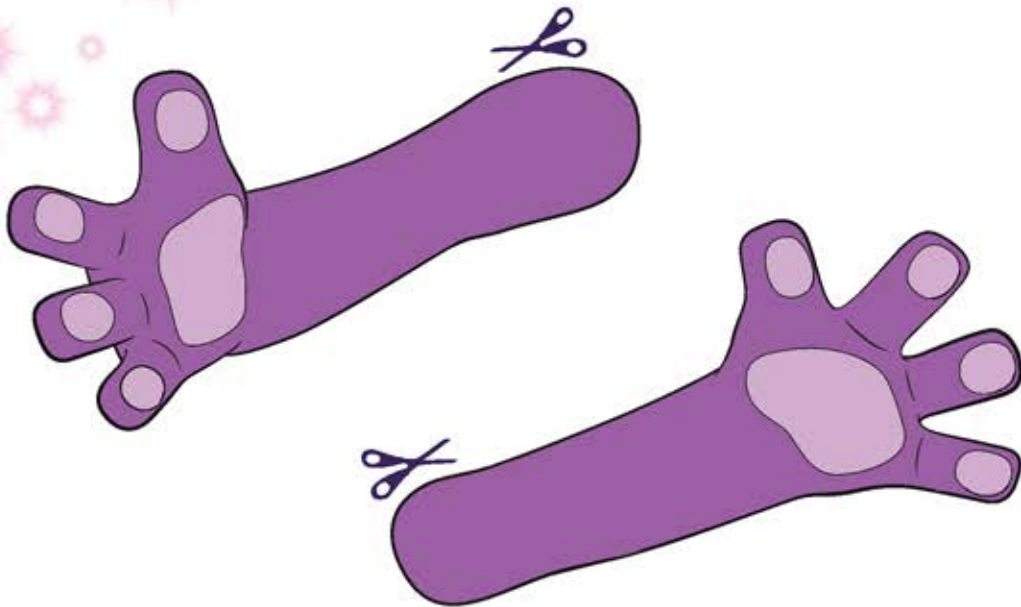
- Printed Mim-Mim Cut Outs
- Scissors
- Glue
- A cotton ball

Ask an adult to help you.





Make your own Mim-Mim Christmas decoration



Fold and glue together here.